


Finish Line Medals 101

- Procedures
 - Each member of the medal distribution team will distribute medals for one event:
 - NOTE: If long lines form for a particular event, we will shift people as needed
 - You will be able to identify the appropriate medal for each participant by looking at their bib number/color. The bibs are identified as follows:
 - **5K**—White bib w/ **BLACK** numbers




- **10K**—Lavender bib w/ **BLACK** numbers



- **RELAY**—Yellow bib w/ **BLACK** numbers



- **HALF MARATHON**—White bib w/ Navy Blue numbers



- **MARATHON**—Orange bib w/ BLACK Numbers



- **YOUTH RUN**—White bib w/ BLACK Numbers. NOTE: Youth run bibs will not include the name of the participant




I-CHALLENGE EVENTS

- There are FOUR different I-Challenge events; runners in an I-Challenge event wear a unique race number (**see below**). The type of I-Challenge event is also printed on the race number.
- After collecting their main event medal (marathon, marathon relay, half marathon, or 10K), these participants will proceed to the **I-CHALLENGE MEDAL DISTRIBUTION AREA** to receive their I-Challenge medal.

Full I-Challenge (5K + Marathon)—Light blue bib w/ **BLACK** numbers & silver stripes.



Half I-Challenge (5K + half)—Neon yellow bib w/ **BLACK** numbers & silver stripes.



Marathon Relay I-Challenge (5K + relay)—Neon green bib w/ BLACK numbers & silver stripes.



Mini i-Challenge (5K + 10)—green bib w/ BLACK numbers & silver stripes.



IMPORTANT NOTES

- **Medal exchanges are only to be performed by committee members.**
- Medal exchanges are only offered if a medal or ribbon is defective.
- **Participants are only entitled to a medal for the event they participated in.**